

P/N: ER14250H
SIZE: 1/2AA

HIGH CAPACITY BOBBIN LITHIUM CELL
Lithium Thionyl Chloride (Li/SOCI₂)

CROSS REFERENCE
LS14250C, TL-2150, TL-5902

ELECTRICAL CHARACTERISTICS

(Typical values for cells stored one year or less at +30°C (86°F) max.)

Nominal voltage (@25°C):	3.6V
Rated capacity: (At 1mA, +25°C 2.0V cut off. Discharge capacity may vary with current drain, temperature and cut off voltage)	1.2Ah
Maximum recommended continuous current: (Discharged at 25°C to 2.0V to retain 50% of nominal capacity)	20mA
Maximum pulse current: (Voltage reading remains at 2.7V min. for a pulse at 50mA for 0.1 second in every 2 minutes on 20µA base discharge current at 25°C)	50mA
Operating temperature range: (Operation at different temperatures may lead to changes in capacity)	-55°C / +85°C (-67°F / +185°F)
Cell diameter (max.):	14.5mm
Cell height (max.):	25.0mm
Typical weight:	10g

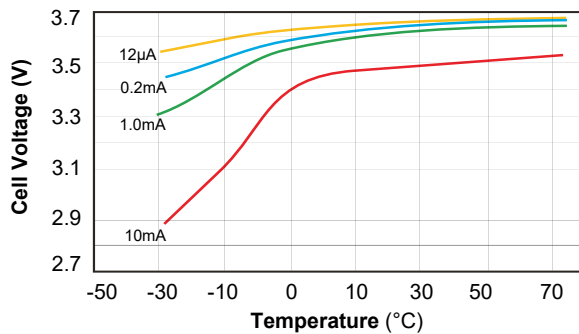
Features

- Stainless steel container
- Hermetic glass-to-metal sealing
- Extreme long operation
- Very low self discharge rate
- Wide range operation temperature
- UL Recognition File No. MH45994

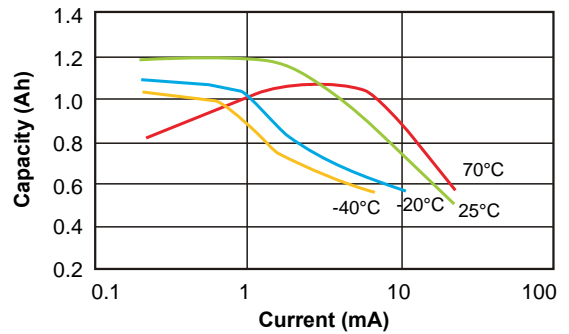
Applications

- AMR / Utility metering
- Electronic toll collection
- Radio communication
- Alarms / security systems
- RF transmitters
- Medical equipment
- Memory back-up
- Automotive electronics

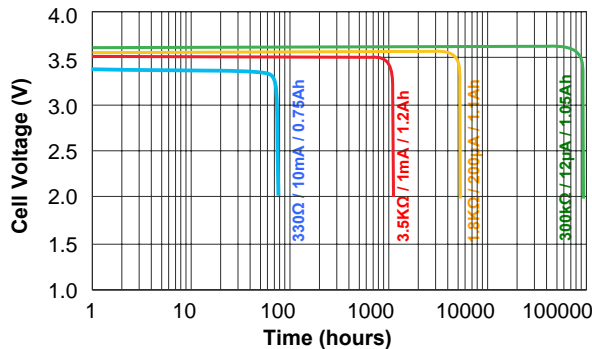
Voltage versus Current and Temperature



Capacity versus Current and Temperature



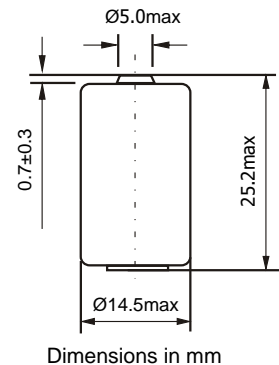
Typical discharge profile at 25°C



Available terminations

- /P: Axial leads
- /T, -/PT2: Radio pins
- /PT, -/TP: Polarized tabs

Custom terminations available upon request



Product specifications are subject to change without prior notice. Any presentation in this data sheet concerning performance is for information purpose only and not warranties, either expressed or implied, of future performance.